


# Fastening Schedules



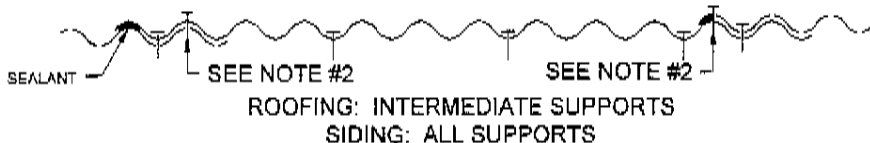
## INDUSTRIAL-COMMERCIAL ROOFING & SIDING

Effective March 2003

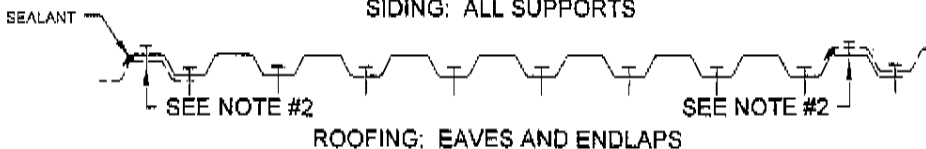
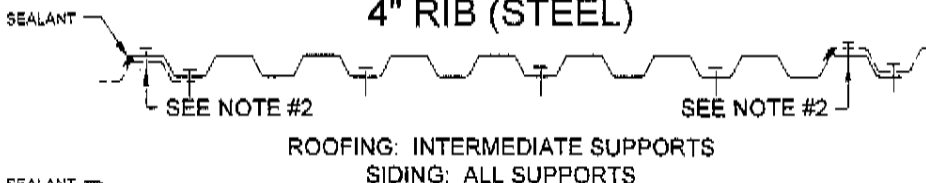
### 1/2" CORRUGATED (see note #1)



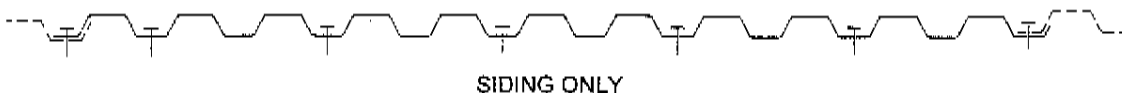
### 7/8" CORRUGATED (see note #1)



### 4" RIB (STEEL)



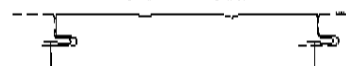
### 4" RIB (ALUMINUM)



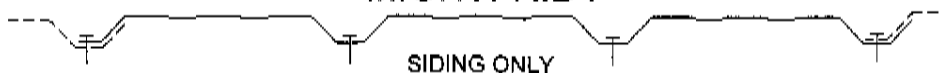
### CFP 6



### CFP 12



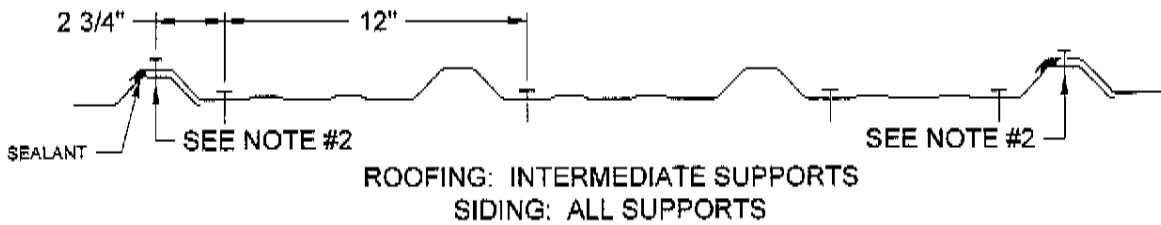

### MIGHTI-RIB I



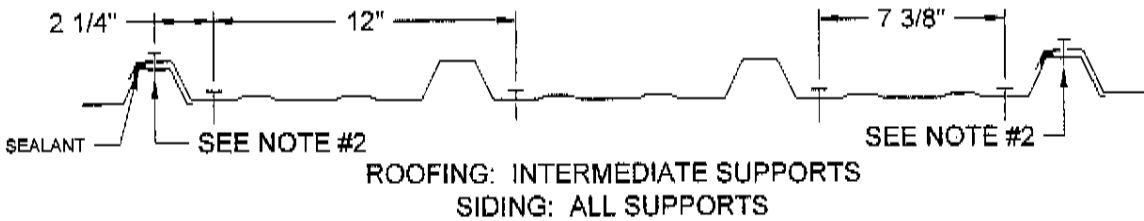

Lancaster, PA (800) 477-2741  
 Gridley, IL (800) 451-3974  
 Jackson, GA (800) 884-4484  
 Idabel, OK (800) 926-8509  
 Cedar City, UT (800) 432-2725  
 Rathdrum, ID (888) 432-2725  
 Marshfield, WI (800) 528-0878  
 Tifton, GA (800) 749-8144

# FASTENING SCHEDULES

## MIGHTI-RIB PBR



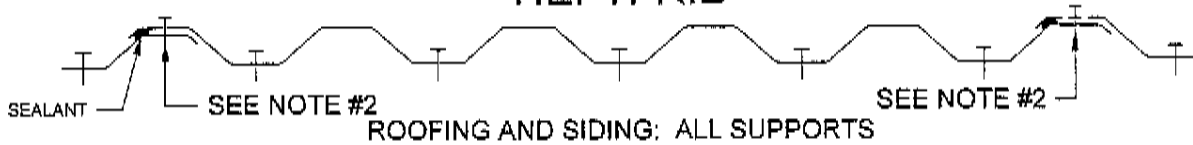
## ULTRA-RIB



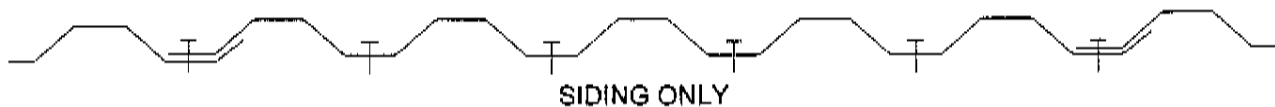
## ULTRA-RIB I



## HEFTI-RIB

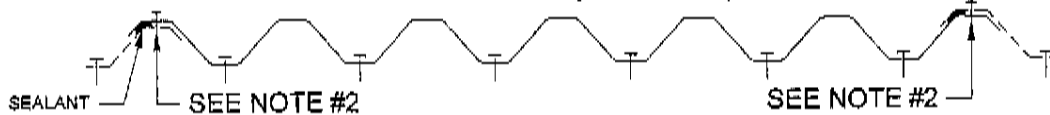


## HEFTI-RIB I

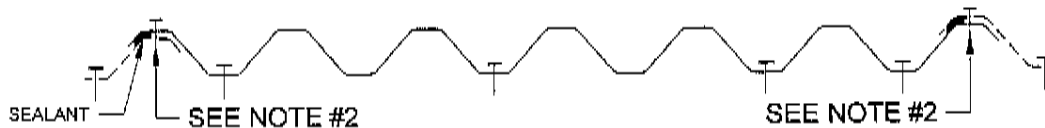


# FASTENING SCHEDULES

## V-BEAM (STEEL)

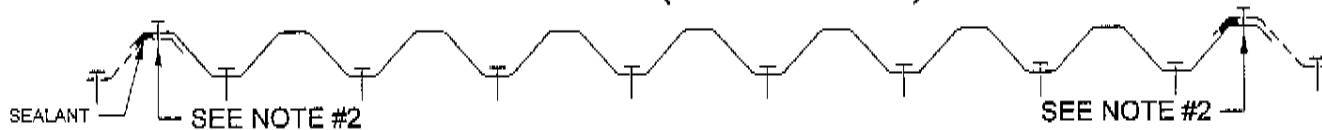


ROOFING: EAVES AND ENDLAPS

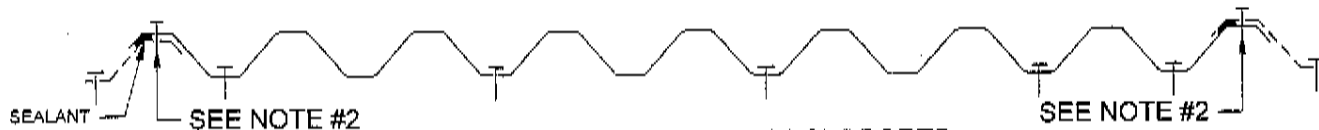


ROOFING: INTERMEDIATE SUPPORTS  
SIDING: ALL SUPPORTS

## V-BEAM (ALUMINUM)

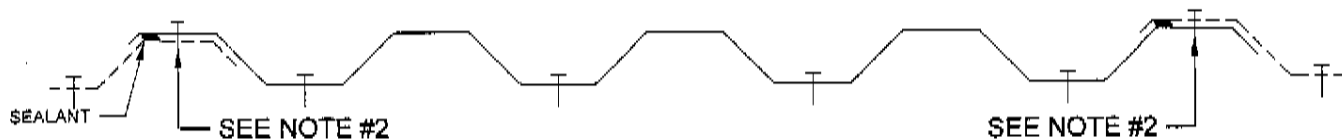


ROOFING: EAVES AND ENDLAPS



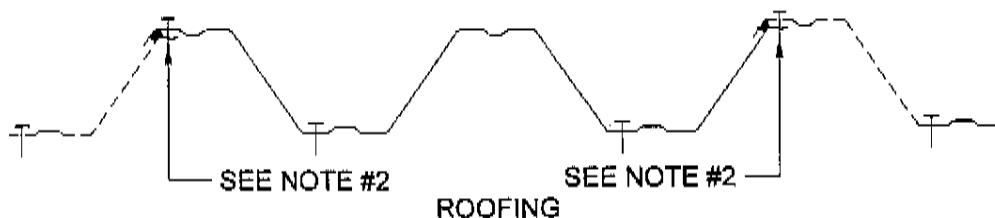
ROOFING: INTERMEDIATE SUPPORTS  
SIDING: ALL SUPPORTS

## DEEP RIB II

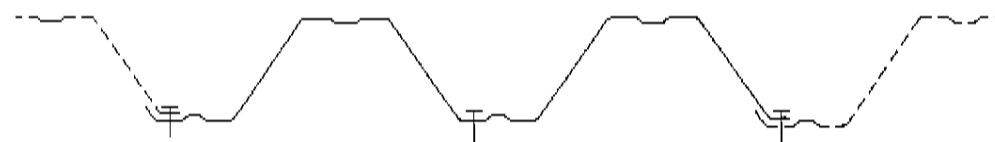


ROOFING AND SIDING: ALL SUPPORTS

## DEEP RIB IV



ROOFING



SIDING

FS-3

# SCREWS

PANEL MATERIAL	PURLIN OR GIRT MATERIAL	FASTENER	
		TYPE	SCREW MATERIAL
aluminum galvanized steel Galvalume	wood	AP or MP	stainless steel zinc-plated steel zinc-plated steel
aluminum galvanized steel Galvalume	structural steel	AP or BP	stainless steel zinc-plated steel zinc-plated steel
aluminum galvanized steel Galvalume	cold-formed steel	AP SD SD	stainless steel zinc-plated steel zinc-plated steel

## NOTES:

1. For 1/2" and 7/8" Corrugated panels, place a screw no more than one corrugation away from the sidelap. This may result in an odd screw spacing adjacent to the sidelap. Between sidelaps, use the fastening schedules shown.
2. Sidelaps should be fastened at 18" o.c. except for Mighti-Rib PBR and Ultra-Rib panels which should be fastened 12" o.c.
3. Painted screws are available to color-match painted panels.
4. The use of nails for fastening these panels is not recommended.
5. All exposed screws should have a combination metal and neoprene washer.

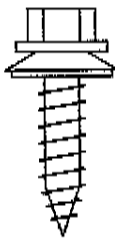
"AP" denotes a A-point screw  
"BP" denotes a B-point screw

"MP" denotes a MP screw  
"SD" denotes a self-drilling screw

Galvalume is a registered trademark of BIEC International, Inc.

## A-POINT SCREWS

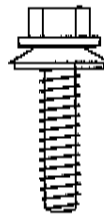
Use A-point screws to attach panels to wood. Pre-drilling holes in the panels may be required depending on the metal thickness. Use stainless steel, A-point screws to attach aluminum panels to cold-formed steel structural members rather than self-drilling screws. Stainless steel, self-drilling screws are not recommended because they must be made from a stainless steel which may corrode. Attaching panels to cold-formed structural steel with A-point screws will require pre-drilling holes into both panels and structures.



Standard Fabral screws, length, and head size.

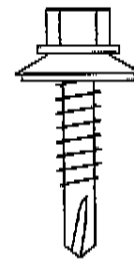
## B-POINT SCREWS

Use B-point screws to attach panels to hot rolled steel structural members. Pre-drilling holes in the panels and structural members will be required to use these screws. Use B-point screws to attach aluminum panels to cold-formed steel structural members rather than self-drilling screws. Stainless steel, self-drilling screws are not recommended because they must be made from a type of stainless steel which may corrode.

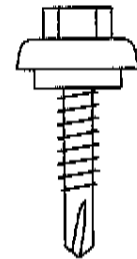


## SELF-DRILLING SCREWS

Use self-drilling screws to attach panels to cold-formed steel structural members. These screws will drill a hole through the panel and structural member. The total, maximum drilling thickness that these screws will drill through is 3/16". Some special self-drilling screws are not recommended because they must be made from a type of stainless steel which may corrode.



Standard Head

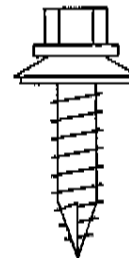


Ultimate

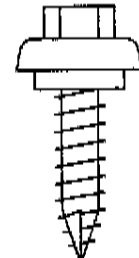
## MILL-POINT SCREWS

screw description	length	head size
#14 A-point (carbon or stainless steel)	3/4"	3/8"
#14 B-point (carbon or stainless steel)	1"	3/8"
#12 self-drilling, standard head	1" or 1 1/2"	5/16"
#12 self-drilling, Ultimate head	1" or 1 1/2"	3/8"
#14 mill-point, standard head	1"	5/16"
#14 mill-point, Ultimate head	1"	3/8"

Use mill-point screws to attach panels to wood and to one another at side joints and to attach flashings to the panels. These screws have a milled point for drilling through thin sheet metal. Approximate total drilling thickness for these screws is 3/32".



Standard Head



Ultimate

1. All of the above screws are furnished with combination metal and bonded neoprene washer except for the Ultimate head screws which have a dished head and a neoprene washer.
2. Other types and lengths of screws may be available from Fabral on a special inquiry basis. Contact your representative for details.
3. Lengths shown do not include thickness for insulation.
4. Ultimate head screws have a cast zinc head for additional corrosion protection.